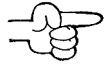
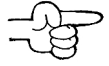


KNOW YOUR RIGHTS

IF YOU HAVE ANY CONTACT WITH ICE OR THE POLICE—IN THE STREET, AT YOUR HOME, IN JAIL, AT WORK, OR WHILE DRIVING:



Under no circumstances, even if you are arrested, are at work, at home or are driving, should you answer any questions about your immigration status, where you were born or about your criminal history. ICE can use anything you say against you. You have the right to remain silent.



DO NOT SIGN ANYTHING without speaking to an attorney first, even if you are being detained or arrested. You have the right to an attorney.



NEVER plead guilty to any criminal charge—even a very minor one—without talking to an attorney about how it could affect your immigration status.




IF ICE COMES TO YOUR HOUSE:



If ICE comes to your house, do not open the door. ICE can only enter your home if they have a warrant, which they almost never do. ICE usually comes in the early morning, between the hours of 5am and 9am. **BE AWARE:** they may lie about who they are.



Try to stay calm and do not lie. Just say “I do not want to answer any questions,” or “I am exercising my right to remain silent,” but nothing else.



If ICE enters your home make sure to state that you do not consent to a search of your person or your belongings. Ask for the agents' names and badge numbers. Let them know you want to speak to your attorney and exercise your right to remain silent.



Do not answer any questions or sign anything!



Write down the details of the search, property taken, and contact information of any witnesses.

IF ICE STOPS YOU IN THE STREET OR A PUBLIC PLACE:



Stay calm. Do not run! ICE will use that as a reason to arrest you. If it's possible and safe to do so, take photos, video, and/or notes of the encounter.



Ask if you are being arrested or detained, but do not answer any of their questions. If you say anything or sign anything, you may be giving them information that they can use against you. If ICE agents stop you on the street and do not have a warrant, they cannot arrest you unless they have evidence that you are a non-citizen.



If they say you are not being arrested, ask if you are free to leave



Note: You have the right to film ICE if they are in your home or if you are stopped in a public place – the street, a school, a road, etc.



Do not carry any documents from the country where you were born. Do not carry your passport, birth certificate, or consular ID. Carry a local form of picture ID instead – a driver's license, school or work ID will do. Do not carry any false documents.



IF ICE ARRESTS OR DETAINS YOU OR A LOVED ONE:

The person arrested must:




State that they want to speak to an attorney. **DO NOT ANSWER ANY QUESTIONS OR SIGN ANYTHING WITHOUT ONE!**




Contact an attorney or family member immediately. They have the right to make a telephone call after an arrest.



Ask for bond and a hearing before a judge even if ICE says they are not eligible.
Ask for copies of all their immigration documents.






Try to notice the uniforms and cars of the arresting officers. Remember the name of the agency (Police, Sheriff, ICE, CBP). Read the officers' badges and remember or write down their names.



Pay attention to whether a "booking number" (in criminal custody) or "alien number" (in immigration custody) is assigned. Memorize or write down that number. This number is important to keep track of people in case of any transfers to other facilities.



BE AWARE THAT YOU MIGHT BE TRANSFERRED



If you are in criminal custody, immigration agents may try to begin deportation proceedings against you.



One way you can be transferred is if immigration places a hold, or detainer, on you. That means that, if you are in criminal custody, or 'regular' jail, ICE will ask the jail to keep you there until they come pick you up.



ICE may also come to the jail to try to interview you.



It is very important to ask your attorney if you have an immigration hold, and to not speak with immigration or sign anything in jail. If you have an immigration hold, or if immigration agents have asked the police for your release date or home address, they may try to arrest you when you are released—either from the jail, or after you return home.



BEFORE ANYTHING HAPPENS, BE PREPARED!



Memorize the number of someone you can trust and count on to help you if you are arrested.



Make a plan for who will take care of your children, your apartment, your pets, and who will contact your work in case you are picked up.





Have all of your important documents – birth certificate, medical records, criminal records, etc. – in a safe place and give access to someone you trust.



Carry a know your rights card with you.

KNOW YOUR RIGHTS CARD:




I do not wish to speak with you, answer any questions, or sign any documents.



I am choosing to exercise my right to remain silent. If I am detained, I request to speak with an attorney immediately. I am also exercising my right to refuse to sign anything until I consult with my attorney.



I also do not consent to a search of my person, my belongings, or my home unless you have a warrant signed by a judge, or unless you are otherwise constitutionally permitted to conduct a search without my consent.



For more Know Your Rights Information:
AltoTrump.com

For information on how to represent yourself in immigration court, visit the website of the Florence Project:
<https://firrp.org/resources/prose>

For a list of attorneys who provide representation in immigration court, visit
<https://www.justice.gov/eoir/list-pro-bono-legal-service-providers-map>

This list is not complete and the quality of the attorneys on the list is not verified.

